



MICRO 5 ATOM

Field Assembled Extrusion - Surface & Recessed

SEE THIS EXTRUSION AS A FACTORY BUILT FIXTURE ▶



410.2 & 410.16
Closet Rated
in 1.0-2.0W/ft



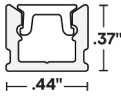

BUY AMERICAN
ACT COMPLIANT



BUILD AMERICA,
BUY AMERICA
COMPLIANT

Declare.

Red List
Free



- MICRO 5 Series linear LED fixture engineered for exceptional light quality and even distribution, seamlessly blending with millwork details
- 60% smaller than ESSENTIALS-TORQ
- Delivers equivalent efficacy as standard size fixture
- Choose from diffused or frosted lens options for varying diode visibility
- Ideal for surface mounted or recessed installations that call for low-profile light in small areas
- Features a stainless steel mounting clip and can also be mounted with VHB adhesive
- Suitable for installation in the storage area of a clothes closet when specified with LEDs at 2.0 watts or less per foot per NEC regulations
- Consult factory for field assembly options

1 PRODUCT	2 FINISH	3 MOUNTING	4 LENS	5 WIRE INPUT/OUTPUT	6 EXTRUSION LENGTH (IN)
ATOM		SST		NI	

Sample Part Number: **ATOM-FR-N1-SST-ST-48"**

1 PRODUCT ATOM	2 FINISH ST Satin BK Black CU Custom Color Custom finishes require a longer lead time, consult factory	3 MOUNTING SST Stainless Steel Refer to following pages for mounting clip option details and provided quantities.
4 LENS DF Diffused FR Frosted 20DEG Optical 20° For representation of LED visibility, see Diode Visibility section on following pages. For beam angles, see Photometric Performance section on following pages.	5 WIRE INPUT/OUTPUT NI Not Installed	6 EXTRUSION LENGTH (IN) Minimum length is 12", maximum length is 98.43" not including end caps. Contact us for lengths under 12".

COMPATIBLE LED STRIPS

	STATIC WHITE (SW)	STATIC WHITE STANDARD (SD-SW)	STATIC WHITE HIGH EFFICACY (SW-HE)	STATIC WHITE HIGH EFFICACY PLUS (SW-HE+)	STATIC WHITE EXTREME TEMP (SW-XT)	STATIC WHITE DOUBLE ROW (SW-DR)	STATIC WHITE HIGH EFFICACY DOUBLE ROW (SW-HE-DR)	DYNAMIC WHITE HIGH EFFICACY (DW-HE)	WARM DIM (WD)	STATIC COLOR (SC)	RGB	RGBW	RGBW HIGH EFFICACY (RGBW-HE)
DRY	✓ W/FT: 1.5, 3.0, 4.0, 5.0	✓ W/FT: 1.0, 2.0, 4.0, 6.0	✓ W/FT: 1.5, 3.0, 6.0, 9.0	✓ W/FT: 3.0, 6.0				✓ W/FT: 1.5, 2.5, 4.0	✓ W/FT: 6.0	✓ W/FT: 5.0	✓ W/FT: 6.0		✓ W/FT: 4.0, 8.0
DMP	✓ W/FT: 1.5, 3.0, 4.0, 5.0		✓ W/FT: 1.5, 3.0, 6.0					✓ W/FT: 1.5, 2.5		✓ W/FT: 5.0	✓ W/FT: 6.0		✓ W/FT: 4.0
ENC	✓ W/FT: 1.5, 3.0, 4.0, 5.0		✓ W/FT: 1.5, 3.0, 6.0					✓ W/FT: 1.5, 2.5		✓ W/FT: 5.0	✓ W/FT: 6.0		✓ W/FT: 4.0
WET	✓ W/FT: 1.5, 3.0, 4.0, 5.0	✓ W/FT: 1.0, 2.0, 4.0								✓ W/FT: 5.0			

Field modifications must comply with QTL's installation methods otherwise warranty is null & void | Surface mount | Two different cut off angles: CL/60 and CL/70 | Painted end caps match the extrusion finish and have a white painted interior. Satin end caps utilize a metallic paint.

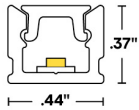


MICRO 5 ATOM

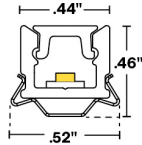
Field Assembled Extrusion - Surface & Recessed

SEE THIS EXTRUSION AS A FACTORY BUILT FIXTURE ▶

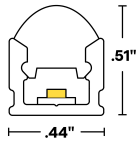
1 PRODUCT - DIMENSIONS



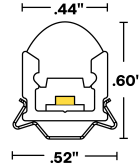
Profile with flat lens



Profile with flat lens and stainless steel mounting clip



Profile with 20D lens

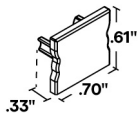


Profile with 20D lens and stainless steel mounting clip

END CAPS

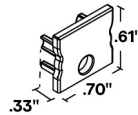
One pair of end caps is provided with each length of extrusion ordered.

Flat end caps



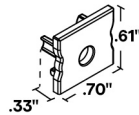
No feed

To order separately, use TORQ-EC or TORQ-EC-CL/70



Feed, no tray

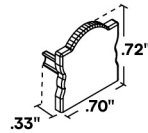
To order separately, use TORQ-EC



Feed with tray

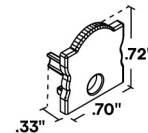
To order separately, use TORQ-EC-CL/70

Optical end caps



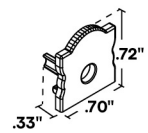
No feed

To order separately, use TORQ-EC-12DEG or TORQ-EC-40DEG



Feed, no tray

To order separately, use TORQ-EC-12DEG



Feed with tray

To order separately, use TORQ-EC-40DEG

2 FINISH



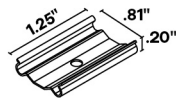
Satin

Black

Custom finishes require a longer lead time, consult factory

3 MOUNTING

SST



Stainless Steel Clip

2 clips provided for 4' or less; 4 clips provided for greater than 4'

To order separately use SST-01

Each clip comes with a #4 x 5/8" Flat Head SS



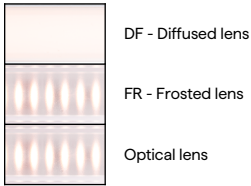
MICRO 5 ATOM

Field Assembled Extrusion - Surface & Recessed

SEE THIS EXTRUSION AS A FACTORY BUILT FIXTURE ▶

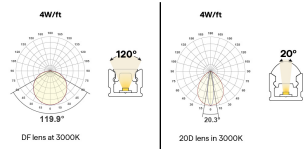
4

DIODE VISIBILITY









PHOTOMETRIC PERFORMANCE

Nominal beam spread shown, beam spread varies based on light engine. For more detailed information, see factory built fixture photometric data.



COMPATIBLE ACCESSORIES

HINGE - HMB-S	QUOVA-MICRO	NJ-MICRO	BL-MICRO	NL-MICRO	SD-L-MICRO
 <div>1.41" .51"</div>					
Adjustable mounting bracket - Small	QUOVA Knife Edge	J Mounting Bracket	Backwards L Mounting Bracket	L Mounting Bracket	L Mounting Bracket